


Radiography System  
**ULTISYS - 20**



**FIRST CHOICE FOR RADIOLOGY DEPARTMENT**



# ULTISYS - 20


## Advanced Radiography Solutions with Kiran Expertise

Ultisys 20 – An affordable & robust Analog Radiography System with best-in-class features and intuitive design. Offer your patients the first choice for all radiographic examinations from skull, pelvis to extremities.

Our high frequency X-Ray Generator is compact in size and produces consistent output with negligible skin dose. Ultisys 20 is available with Vertical Bucky Stand to carry out chest and all vertical applications and orthopaedic examinations.

Now you can take complete advantage and benefits of Full Digital Radiography by upgrading Ultisys 20 with DR Retrofit from Kiran at any time. The system stands for its enhanced workflow, superior image quality with highest diagnostic confidence.



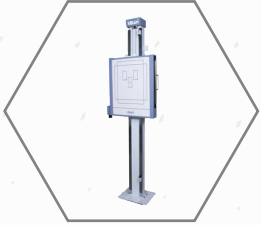


### Robust X-ray Tube

- Dual focus rotating anode X-Ray Tube 20 kW generator compatible for all types of radiography procedures
- Focal spot SF 1.0 x 1.0 mm & LF 2.0 x 2.0 mm

### Ceiling Free Tube Stand

- Tube rotation angle  $\pm 90$
- Tube column rotation 180
- Longitudinal travel upto 1880 mm
- Electromagnetic brake mechanism
- Fully Counter-balanced movement
- Tube centered to Bucky
- Central control movement of tube stand



### Vertical Bucky Stand (Optional)

- Vertical Travel upto 1350 mm
- Electromagnetic locking system
- Oscillating Bucky with integrated high density Anti-scatter Grid

### X-ray Generator

- High Frequency - Multipulse with 20 kW Output
- High data accuracy and reproducibility at shortest exposure time
- Compact size with low space requirement



### Smart Console

### Table Options

- Horizontal Table with oscillating Bucky grid
- Five Position Table Manual/Motorized Movements

## Technical Specifications

Power Rating	20KW
Line Voltage, Phase	400VAC $\pm 10\%$
Supply Main Resistance	$< 0.12 \Omega$
Line Voltage Range	$\pm 10\%$ (Frequency: 50/60Hz)
kV Voltage Range	40-125KV
mA range	10 to 250mA/320 mA
Timer range	0.001 to 10.0 sec
mAs range	0.1 to 500mAs
Momentary Current	65A@400 Vac
Standby Current	1.5A@400Vac
Maximum Power Output (Reproducibility related to loading factors)	250mA@80kV
Rotor supply	Low speed
Anatomical Programs	User programmable max. 974 programs
Technique Selection	kV/mA/ms, kV/mAs, AEC, APR
Image Receptors	2 Bucky + 1 non Bucky
Leakage Radiaton	$< 2\text{mR/hr}$
Radiation Output Accuracy	C. V. (Coefficient of Variation) $\leq 0.05$

# TRIVITRON

H E A L T H C A R E

*speaking your language*

**Kiran Medical Systems**  
**A Division of Trivitron Healthcare**

D-117, 134, T.T.C. Industrial Area,  
Nerul, Navi Mumbai - 400706. INDIA

Ph: +91 22 27630942, Fax: +9122 27671790

Email id : [kiran@kiranxray.com](mailto:kiran@kiranxray.com), [groupmarketing@trivitron.com](mailto:groupmarketing@trivitron.com)

**[www.kiranxray.com](http://www.kiranxray.com)**